

PINO 2021

HASE
BIKES



NEW PINO, NEW POSSIBILITIES





TANDEMS FOR EVERYONE/ EVERYTHING

THE BEST PINO SINCE PINO

One-of-a-kind versatility – that’s something the PINO has always had. Thanks to its front recumbent seat, the PINO can be used as not only a tandem, but also a family taxi or cargo bike. In this respect, nothing has changed! What’s new, however, is that kids as small as one meter (3’3”) in height can now ride in front – with no need for an additional crankset. Also new: a frame-telescoping mechanism that makes it possible to shorten the PINO’s wheelbase – to save space when parking or to make the bike more compact for transport and solo rides. And then there’s also the new handlebars and other optimized features that have made the new generation of PINOs even safer and more enjoyable to ride. In other words, the PINO is still in a league of its own. Now more than ever.

PINO STEPS



PINO STEPS



PINO STEPS





E-POWER FOR CITY AND COUNTRY

— A picture is worth a thousand words – so what is there to add? Maybe that the front rider does not need any special skills, just a little trust in the rear rider. Or that the motor has a walk-assist function that makes it easier to push a fully loaded PINO. And that there's an extensive range of accessories for cargo, young riders and people with special needs – check out the section starting on page 22!

And now for a word that's worth a thousand pictures: climate protection. As a leisure bike, family taxi, and cargo bike all wrapped into one, the PINO STEPS is a truly viable alternative to owning a car. Truly. Or at least a second car.




PINO STEPS



Specs and Features

- 6061 aluminum frame, telescoping
- Length 184–245 cm (72½–96½ in.), width 60–80 cm (23½–31½ in.) or 24 cm (9½ in.) with the seat and pedals removed and the handlebars folded down, height 83–125 cm (32½–49½ in.)
- Wheelbase 118–154.5 cm (46½–60½ in.)
- 33 kg (73 lb), maximum load 225 kg (496 lb)
- Shimano Steps E6100 electric-assist motor, 504 Wh battery
- Spinner 300 suspension fork
- Shimano 11-speed derailleur, Microshift bar-end shifters with Ergo grips
- Tektro HD-M750 hydraulic disc brakes
- HASE BIKES tandem crankset with integrated freewheel, rear: 170 mm right 44T/left 38T, front: 165 mm 38T
- Marathon Reflex tires, rear rim aluminum double wall with double eyelets, SAPIM stainless-steel spokes
- Hub with thru axle and Boost standard
- SKS matte black fenders
- Lights powered by motor battery: B+M IQ-X, integrated taillight
- AtranVelo rear rack (max. 25 kg/55 lb)
- White, pearlescent high-gloss

Detailed information on specs and features can be found at <https://konfigurator.hasebikes.com/en/>. The PINO is also available in a basic version without a motor.




01

The **Shimano display** is mounted to the end of the handlebar, which is the ideal position for ergonomics and safety. Riders can easily keep an eye on all essential info – like speed, assistance level, estimated range, battery level, and much more – without having to turn their head or strain their neck.



02

Turns the PINO into a pedelec: the **Shimano STEPS E 6100**. The lightweight 2.8 kg (6.2 lb) mid-motor has a max. output of 250 W and provides three different assist modes: Eco, Normal and High. The 504-Wh lithium-ion battery is portable and can be fully charged in a mere four hours.



03

Be it two adult riders or heavy cargo: a large load requires strong brakes. This is why the standard version of the PINO STEPS is equipped with a **Tektro HD-M750** hydraulic disc brake system, whose 4-piston calipers offer precision control at your fingertips.

E-Tandem with Cargo Capacity





PINO TOUR



PINO TOUR





TO THE ENDS OF THE EARTH OR INTO THE WALTROP OUTBACK.

— At what point does a bike ride become a tour? When you've passed the 100 km mark? After your first night under the stars? When you're carrying more than 20 kg of luggage? In our opinion: as soon as you take off on your PINO TOUR. Once the panniers on the lowrider are packed and the tent, sleeping bags and other supplies are strapped onto the rear rack, you can hardly wait to hop on and ride into the horizon. Then switch seats and continue down the path of wanderlust.

The PINO TOUR lets you explore the world with all your senses. The breeze plays with your hair, carrying with it a myriad of scents – from the roadside wildflowers, the grazing cattle, and the rustling pines. Okay, you may also catch a whiff of tractor diesel now and then ;-). But one thing's for certain: every trip will feel like a tour. From the very first kilometer.



PINO TOUR



Specs and Features


- 6061 aluminum frame, telescoping
- Length 184–245 cm (72½–96½ in.), width 60–80 cm (23½–31½ in.) or 24 cm (9½ in.) with the seat and pedals removed and the handlebars folded down, height 83–125 cm (32¾–49¼ in.)
- Wheelbase 118–154.5 cm (46½–60¾ in.)
- 30 kg (66 lb), maximum load 225 kg (496 lb)
- Spinner 300 suspension fork
- 14-speed Rohloff Speedhub, compatible with 12 mm thru-axle frames, with twist shifter
- Shimano XT hydraulic disc brakes
- HASE BIKES tandem crankset with integrated freewheel, rear: 170 mm right 44T/left 38T, front: 165 mm 38T
- Marathon Reflex tires, rear rim aluminum double wall with double eyelets, SAPIM stainless-steel spokes
- SKS matte black fenders
- Light from SON hub dynamo with thru axle: B+M IQ-X and Top lite Flat Brake plus
- Tubus Logo rear rack (max. 40 kg/88 lb), HASE BIKES Lowrider (max. 36 kg/79 lb)
- Blue, metallic high-gloss

Detailed information on specs and features can be found at <https://konfigurator.hasebikes.com/en/>.



01

A must-have for bike travel: the **Lowrider**. This heavy-duty HASE BIKES rack can hold one large and one small pannier on each side. Luggage that is carried in the front, under the recumbent seat has no negative effect on handling and, in fact, provides for improved traction.



02

Another perfect place for luggage is in the back: the **Tubus Logo**. The narrow rack can shoulder up to 40 kg (88 lb). The panniers are carried extra-low for a lower center of gravity, which improves stability.



03

Top choice for long routes with varying levels of difficulty: the **14-speed Rohloff Speedhub** guarantees a smooth ride at all times, thanks to the linear gear ratios. Experienced touring cyclists swear by this low-maintenance gear hub, which is also practically indestructible.

Touring Tandem for Globetrotters





*PINO. PINOO. PINOOO.
IT'S THAT ADJUSTABLE.*



The new PINO has a telescoping frame. But what does that mean? It means that you can shorten the wheelbase by simply pushing the front section into the main frame. And why would you want to do that? For example, to create a nimble cargo bike with the wheelbase of a normal city bike. Or to be able to park your family taxi in tight spaces in cellars, garages, or other parking areas. Or to shrink your tandem's wheelbase to that of a 29-inch mountain bike so that it can be carried on any rear-mounted car rack. That's why!



The picture that looks like a huge set of mechanical antlers is actually a photomontage of the PINO's new handlebars shown in various positions. For improved ergonomics, the handlebar width can be adjusted – without having to change the grip angle. The new handlebars are even height-adjustable, as shown by the smaller photomontage on the right. With this ingenious design, riders of any size and stature will be able to find the perfect handlebar position.

PINO. PIN00. PIN000. It's that adjustable.




The robust handlebars are manufactured using swaging technology. They can be folded down into the transport position by loosening a single bolt and have adjustable stops for returning them to the preferred angle setting. If the recumbent seat is removed and the PINO is pushed together to its shortest length, then it fits onto any standard rear-mounted car rack. Which means it can be transported with almost any car!



ADVANTAGES ... TO THE POWER OF 2: THE PINO.

Every tandem is the same. Except when it isn't - like the PINO. The PINO is a semi-recumbent tandem, which makes it multifunctional. The rear rider steers and shifts, while the front rider sits in an exceptionally comfortable recumbent seat. This principle of positioning the riders at two different heights offers a whole lot of advantages.

GREAT VIEWS




> PINO riders may not agree on everything... but they always share the same views. Unlike on a classic tandem, the rear rider on a PINO enjoys a panoramic view of the surroundings.

HOLDS A LOT OF CARGO




> With accessories like the Low Rider rack, which can carry up to four panniers under the front seat, the PINO is an ideal touring bike for both short and long excursions.

FREEWHEEL IN FRONT



> Pedal whenever the spirit moves you. Otherwise, the front rider can chill, conk out, rest, nap ... or just forget to pedal because there's so much exciting stuff to look at.

COMFIER THAN ANY SADDLE



> Who needs a park bench? The ergonomic recumbent seat is so comfortable that it can also be used for relaxing in the shade.

WE NEED TO TALK




> And you can ... without even having to raise your voice. Thanks to the special seat positions on the PINO, it's easy to prattle, plan, or philosophize.

CHILD AT DAWN, CARGO AT LUNCH



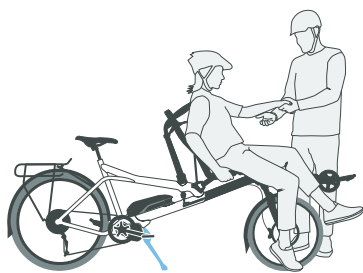
> The foldable Porter Bag transforms the recumbent seat into a shopping bag with a capacity of 120 liters. The Porter Rack can hold bulky and heavy cargo items – e.g. two beverage crates.

OUT IN FRONT WITH SPECIAL NEEDS




> With its freewheel, seat expansions, special harnesses and adaptive pedals, the PINO can be a game changer for people with disabilities, in many cases making cycling possible for the first time.

GET INTO THE SEAT COMFORTABLY




> The PINO rests safely and securely on its double kickstand, even when loaded. This makes it easy for the rear rider to help a front passenger get into and out of the seat.

THE PINO GROWS WITH CHILDREN



> The PINO can be infinitely adjusted to accommodate riders as tall as 2 meters (6'7") in height or – with the length-adjustable crank arms and an adapter – as small as one meter (3'3").

ALL PACKED UP IN FIVE MINUTES



> In no time at all, the PINO can be made as small as a 29-inch mountain bike. Then it fits onto any standard rear-mounted car rack – and therefore also on almost any car.

ACCESSORIES



01
02



02
03



01
02
03

TRANSPORT



01 Porter Bag

Even the base stats are impressive: rainproof, dustproof, and an 80-liter capacity, which, thanks to an extra zipper in the cover, can be expanded to 120 liters. The entire bag weighs a mere 1,600 g (3.5 lb) but can hold as much as 40 kg (88 lb). Practical: the Porter Bag can be folded up behind the seat.

02 Porter Rack

The foldable rack under the seat no longer comes with an integrated double kickstand – because otherwise, it would have to be removed every time the PINO frame is shortened for transport. Even without a kickstand, the Porter Rack is perfect for carrying heavy and bulky cargo – e.g. there is plenty of space for two beverage crates.

03 Rack Bag

We haven't made any changes to the Rack Bag, because it was already compatible with the new Porter Rack. It can even handle a certain amount of frame-shortening and only has to be removed when the PINO is reduced to its minimum length for transport.

04 Lowrider

The only difference between the new Lowrider Rack and its predecessor is the shape. Thanks to its new design, the rack doesn't have to be removed when the PINO is shortened for transport. Otherwise, nothing has changed: the Lowrider Rack is still mounted under the recumbent seat and makes it possible to carry one small and one large pannier on each side.

05 PINO Weber-Dock

Weber hitches are wonderful things – they can turn your bicycle into a towing machine for any kind of trailer – be it for children, dogs or cargo. To make the new PINO compatible, we designed a special "Weber plate" where the hitch can be securely mounted.

Accessories for the PINO



01



02



03



04



06



07



08



05



09

SADDLE / SEAT



06 Height-Adjustable Seatpost

Up and down with the press of a thumb: a lever on the handlebar lets you adjust the height of the seatpost. This accessory is not only practical when changing riders, but can also provide additional safety while riding – e.g. when stopping at red lights, you can lower the seat so that your feet can reach the ground.

07 Suspension Seatpost

Cyclists who appreciate comfort, particularly those with back problems, will love this seatpost. Suspension under the saddle can make your ride noticeably smoother on bumpy roads and paths.

08 Harness System

The Harness System with a magnetic buckle and child-proof buckle guard is flexible and easy to open and close. It can be used as a combined lap and shoulder restraint or, with an additional strap between the legs, as a 5-point harness. (optional pads)

09 Seat Position Adapter Kid and Cargo

The adapter is needed if you want to use the Porter Rack while riding with a child in the front seat – this situation is quite common for PINO families because of all the things parents need to take with them for their kids... With the adapter, the recumbent seat can be pushed 150 mm forward, which is enough for ensuring compatibility with the rack. The adapter is easy to mount. No tools required!

DRIVE SYSTEMS



01 Crank with adjustable length

This crankset for the front rider has crank arms that can be quickly adjusted to the leg length of the rider. No tools required! This adjustability is useful for therapeutic purposes, but also makes it possible for the smallest co-pilots to help with the pedaling. Practical: if you're riding solo with the PINO in cargo-bike mode, the crankset can be positioned under the Porter Bag with the crank arms pushed all the way in!

02 Special Pedals

We designed our Special Pedals in cooperation with Georg Busch from the company Ergodynamik Busch. They are perfectly adjustable to all needs and preferences: For starters, they fit an impressive range of shoe sizes, from US kids' 1/UK kids' 13/EU 32 to US men's 16/UK 15.5/EU 52 – which makes our pedals unique. And the angle to the direction of travel can also be adjusted over a very wide range. Once the pedal has been adjusted, it's easy to fasten and release the strap with a single hand. The foot is held comfortably and securely in the proper position. The pedal is also suitable for riders who pedal with their heels.

03 Calf Support

The Calf Support was also redesigned for use with the new Special Pedals. What makes it so special: in spite of the firm leg support it provides, the ankle joint – thanks to an adjustable elastomer spring – remains flexible, allowing for a circular pedaling motion. This is important because, when a joint is immobilized, the muscles atrophy.

04 Pedals with Toe Clips and Straps

The toe clips hold the front of the foot securely, keeping the foot in the correct position. The elastic cord around the heel prevents the foot from slipping. Also available in a children's version.



01

05 Crank Shortener with angle compensation

The Crank Shortener makes it possible to freely adjust the length of the crank arms, e.g. for riders with legs of different lengths. The forged part not only looks good but also is more robust and can even be properly aligned on offset crank arms.

06 Pendulum Pedal with angle compensation

The Pendulum Pedal can help riders with severely limited knee and hip-joint movement to slowly regain their mobility. The design of the Pendulum Pedal has been slightly updated, and a new hole has been added. This hole can be used for reaching the bolts of the Crank Shortener, which saves time and hassle when removing the accessory or making adjustments.



02



02



07

KICKSTANDS



07 HASE BIKES Double Kickstand

Our double kickstand is forged and can hold up to 100 kg. However, it's also the rock-solid stability that sets it apart from the others. With a total width of 700 mm and infinitely adjustable height (distance to ground), the kickstand provides outstanding support for the parked PINO. It can be easily folded up and down with a rider in the front seat.



03



05



04




06

HANDLEBARS



08 Handlebar Grips

There are some routes that call for relaxed riding. With the separate handlebar grips, the person at the "helm" can alter their position as desired – without having to adjust the handlebars.



08

NO CONSULTATION, NO PINO? EXACTLY.

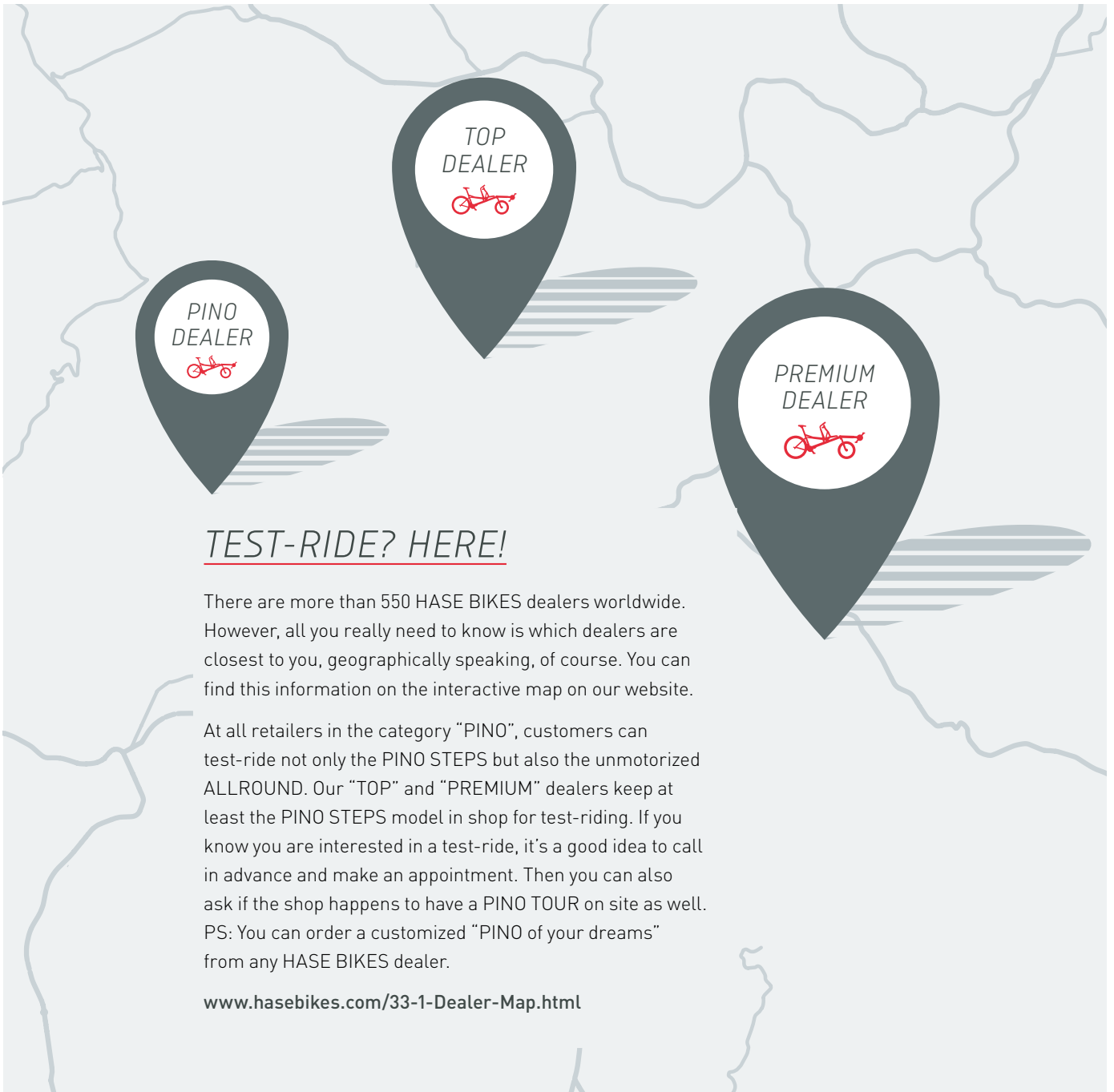
HASE BIKES does not have an online shop because it is not possible to test-ride a vehicle digitally – and test rides are essential for learning about all of the available options. In addition, the high quality of our bikes and trikes can only be fully experienced when they are adjusted to the rider.

This is exactly what our trusted dealers offer. They are not only incredibly knowledgeable about bikes, but also have extensive experience in the area of adaptive cycling. With their knowledge of ergonomics and physiology, they can find the right model for every rider and adjust it perfectly to their body size

and needs. In addition, they are reliable partners when it comes to making additional adjustments, performing maintenance work, making repairs, etc.

What we value most of all in our dealers is how much they love helping people experience cycling. With a whole lot of know-how, lateral thinking, and occasionally unorthodox approaches, they are often able to make the apparently impossible possible – which always makes us happy and even a little proud. And of course they know exactly which trikes can be listed as therapeutic appliances and covered by insurance providers in their country!





TEST-RIDE? HERE!

There are more than 550 HASE BIKES dealers worldwide. However, all you really need to know is which dealers are closest to you, geographically speaking, of course. You can find this information on the interactive map on our website.

At all retailers in the category "PINO", customers can test-ride not only the PINO STEPS but also the unmotorized ALLROUND. Our "TOP" and "PREMIUM" dealers keep at least the PINO STEPS model in shop for test-riding. If you know you are interested in a test-ride, it's a good idea to call in advance and make an appointment. Then you can also ask if the shop happens to have a PINO TOUR on site as well. PS: You can order a customized "PINO of your dreams" from any HASE BIKES dealer.

www.hasebikes.com/33-1-Dealer-Map.html

IMPRINT

HASE BIKES

Dipl.-Ing. Marec Hase

Hiberniastrasse 2
45731 Waltrop, Germany

Tel.: +49 23 09 - 93 77 0
Fax: +49 23 09 - 93 77 201
info@hasebikes.com

Shipping address

Landabsatz 25
D-45731 Waltrop

Responsible for content

Kirsten Hase

Concept and text

Anne K. Hüsken

Concept and design

Christoph Stahl

Photos

Holger Wens, Dominik Langer

Translation

Leslie Ocker

Printing

Druckerei Kettler, Bönen

Copyright

© 2020 HASE BIKES. All rights reserved. All texts, images, graphics, and other data are subject to copyright law and other laws protecting intellectual property rights. They may not be copied or used in modified form.



WWW.HASEBIKES.COM